



NOTE: For the purposes of this example, Jeannie analysed the image on the left. Remember, however, that for your **1.3 Analysing an Image** assignment, you are required to analyse Aaron Paquette's "Seven Grandfather Teachings."

The following chart is designed to help you analyse the image for the "**What?**" section of the "What? So What? Now What?" chart that you will complete next. Do your best to fill in the **all sections** of the chart with as much detail as possible. Feel free to answer in point form.

Subject	<p><i>The image seems to be about . . . and the main idea seems to be . . .</i></p> <p>People who may have been in conflict and have possibly come to an agreement, or maybe it's about how to approach a disagreement so that both sides win.</p>
Focus	<p><i>The details of the image that are in focus and out of focus are . . . perhaps because . . .</i></p> <p>There is really no use of blurry focus here. Mostly lighting is used to get across the main ideas.</p>
Framing	<p><i>Framing has been used in the image to include or exclude . . . in order to show . . .</i></p> <p>There is a really obvious frame around the sun created by the outline of the two men. I think this might be because we are supposed to see the sunrise as a symbol, maybe of hope? The guys are shaking hands, so maybe the idea the image is communicating is a hope for peace.</p>

Jeannie's 1.3 Analysing an Image – Exemplar

Angle	<p><i>The text creator has used the following angle(s) or shot(s) to show...</i></p> <p>This looks like a low-angle shot, and the "Strategies for Studying Illustrations" Tutorial says that low-angle shots can be used to make the subject seem intimidating or powerful. Seems like the low-angle shot does make this situation seem more important. If we saw the same picture looking straight on, we'd just assume the guys were shaking hands or something. This angle makes it seem like a bigger deal.</p> <p>Also, the fact that the man on the left seems to be stepping up to be at the same level as the other man seems to show they are reaching a kind of agreement, or seeing eye to eye (literally).</p>
Lighting	<p><i>The type of lighting the text creator has used is . . . because . . .</i></p> <p>High contrast lighting outlines both men. We aren't meant to see their faces or know anything specific about them. All that matters is the handshake, and the agreement they are reaching.</p>
Colour and Contrast	<p><i>The colour and contrast that have been used in this image are . . . to show . . .</i></p> <p>Warm colours surrounding and washing over both men (yellows, oranges, purples, and hints of red) give an idea of good will, warmth, or friendliness. The bright rays, again, give a sense of hope for a "new day" of peace.</p>
Lines (vertical, horizontal, diagonal)	<p><i>The types of lines that have been used are . . . and they help convey . . .</i></p> <p>The line created by the handshake is important. It's almost level, showing, again, that the two men are just about to be eye to eye, or in agreement.</p>
Composition	<p><i>Here's what's noteworthy about how the image is organized . . . and here's what the Rule of Thirds reveals . . .</i></p> <p>If you imagine the Rule of Thirds grid laid over this image, you'll see that each man falls along one of the intersections, and the handshake itself falls right along one of the lines as well. It's obvious that the men and the handshake are the focal points of the image.</p>

Jeannie's 1.3 Analysing an Image – Exemplar

Now, take what you have done on the previous chart and apply it to the “**What?**” section of the chart, focusing on just the most important details and ideas from your previous chart. From there, move on to complete “**So What?**” and “**Now What?**” sections of this chart.

What?

- details
- techniques
- effects
- main ideas

Significant Details

- hands touching
- outstretched arms of both men toward the other
- both men at eye level with each other
- one man stepping up to the same level of the other man

Main Ideas

- a physical or verbal contract
- goodwill, warmth, and friendliness
- “reaching” an agreement
- making peace, forming an agreement, or arriving at an equal position to the other person or idea
- people who may have been in conflict have now come to an agreement, showing it’s possible to see eye to eye, or maybe it’s an idea about how we should treat one another in a disagreement.

Effects that Support Main Idea

- High-contrast lighting outlines both men, their hands touching almost as if to shake hands in agreement.
- Warm colours surrounding and washing over both men (yellows, oranges, purples, and hints of red) give an idea of good will, warmth, or friendliness.
- One man is stepping up to the same level as the other man, along with each man outstretching his arm toward the other. This signals “reaching” an agreement.

Jeannie's 1.3 Analysing an Image – Exemplar

So What?

- personal connection
- connect to other texts
- connect to other people







- This image reminds me of my neighbours: One is a retired man, and the other is this young guy who lives on his own. For nearly a whole year, they fought over the smallest things.
- Retired Man complained about Young Man's dandelions or not cutting his lawn enough, and in return, Young Man complained about the Retired Man working in his wood shop at 7 a.m. on a Saturday. They even shouted regularly at each other!
- Young Man was outside cleaning his gutters and fell off his ladder. Retired Man saw it happen and came over to give Young Man first aid and take him to a hospital. It must have given them a chance to get to know each other, though, and they solved their differences. Since this happened, they have been peaceful towards one another, and even talk on occasion.
- The outstretched hands in the image of the two men reminded me of my neighbours. The two men looking each other in the eye and rising to the same level (I think) signals conflict resolution. My neighbours probably will still disagree over little things, but hopefully, nothing major. The sunlight shining through the fingers of the men here shows an approach to understanding, equality, or a beginning to a firmer agreement or approach to peace, which I think my neighbours have done in their own way of getting along in a time of crisis and learning to understand more about the other.

Now What?

- world issues
- who's affected?
- theme statement

- The text creator's ideas are important in a lot of ways. Conflict in the form of disagreement or lack of equality is all around us in the world. We see it in wars, politics, economics, history, and on a daily basis among people who cannot make peace. The flipside of that is that lots of opportunities occur where people have made peace or found understanding and agreement with one another in the same areas one finds conflict.
- The idea of conflict resolution is important and relevant to all people. A lot of trouble in the world could be avoided if people were better at reasoning and finding agreement or solutions of peace with one another on a world scale. Less conflict in the world would result in more people being treated better or more fairly, and it would probably result in the earth itself being treated better as well. People would be happier if conflicts were resolved more readily.
- Theme Statement: People who have been in conflict can reach an agreement if they work together.

Jeannie's 1.3 Practice Analysing an Image

Value	Ideas and Impressions
 Excellent	<input type="checkbox"/> Your exploration of the image shows <i>thorough</i> understanding <input type="checkbox"/> Your theme statement is <i>insightful</i> and <i>skillfully written</i> . <input type="checkbox"/> Your notes indicate an <i>insightful</i> understanding of visual techniques . <input type="checkbox"/> Your connections of the image to personal experience, other texts, and the world are <i>perceptive</i> .
 Proficient	<input type="checkbox"/> Your exploration of the image shows <i>significant</i> understanding. <input type="checkbox"/> Your theme statement is <i>meaningful</i> and <i>effectively written</i> . <input type="checkbox"/> Your notes indicate a <i>thorough</i> understanding of visual techniques . <input type="checkbox"/> Your connections of the image to personal experience, other texts, and the world are <i>thoughtful</i> .
 Satisfactory	<input type="checkbox"/> Your exploration of the image shows <i>adequate</i> understanding. <input type="checkbox"/> Your theme statement is <i>general</i> and <i>clearly written</i> . <input type="checkbox"/> Your notes indicate a <i>basic</i> understanding of visual effects . <input type="checkbox"/> Your connections of the image to personal experience, other texts, and the world are <i>appropriate</i> .
 Limited	<input type="checkbox"/> Your exploration of the image shows <i>inaccurate</i> or <i>superficial</i> understanding. <input type="checkbox"/> Your theme statement is <i>vague</i> and/or <i>inappropriately written</i> . <input type="checkbox"/> Your notes indicate <i>little</i> understanding of visual effects . <input type="checkbox"/> Your connections of the image to personal experience, other texts, and the world are <i>incomplete</i> or <i>superficial</i> .
 Resubmission Needed	<input type="checkbox"/> Your attempt to respond is <i>insufficient</i> . Contact your teacher to discuss suggestions for improvement and resubmission of your work.
TOTAL: 20/20	Credit (20 marks) /No Credit (resubmission required)
 Assessment	<p>Areas of Strength: Jeannie, your analysis of the image is very thorough and shows great insight regarding the use of a variety of visual techniques — angle, lighting, and colour specifically — to communicate a theme. In addition, your personal connection in the So What? section is a perfect example to illustrate the theme and shows your ability to connect with the text. I found your theme statement particularly strong. It applies to the image in particular, but also to humanity as a whole.</p> <p>Might I suggest: You are definitely on the right track in the Now What? section of your chart. I like that you point out the relationship between this image and some real world conflicts people face. However, the discussion of these conflicts is fairly general. Include a specific example or two in this section to illustrate your ideas.</p>